

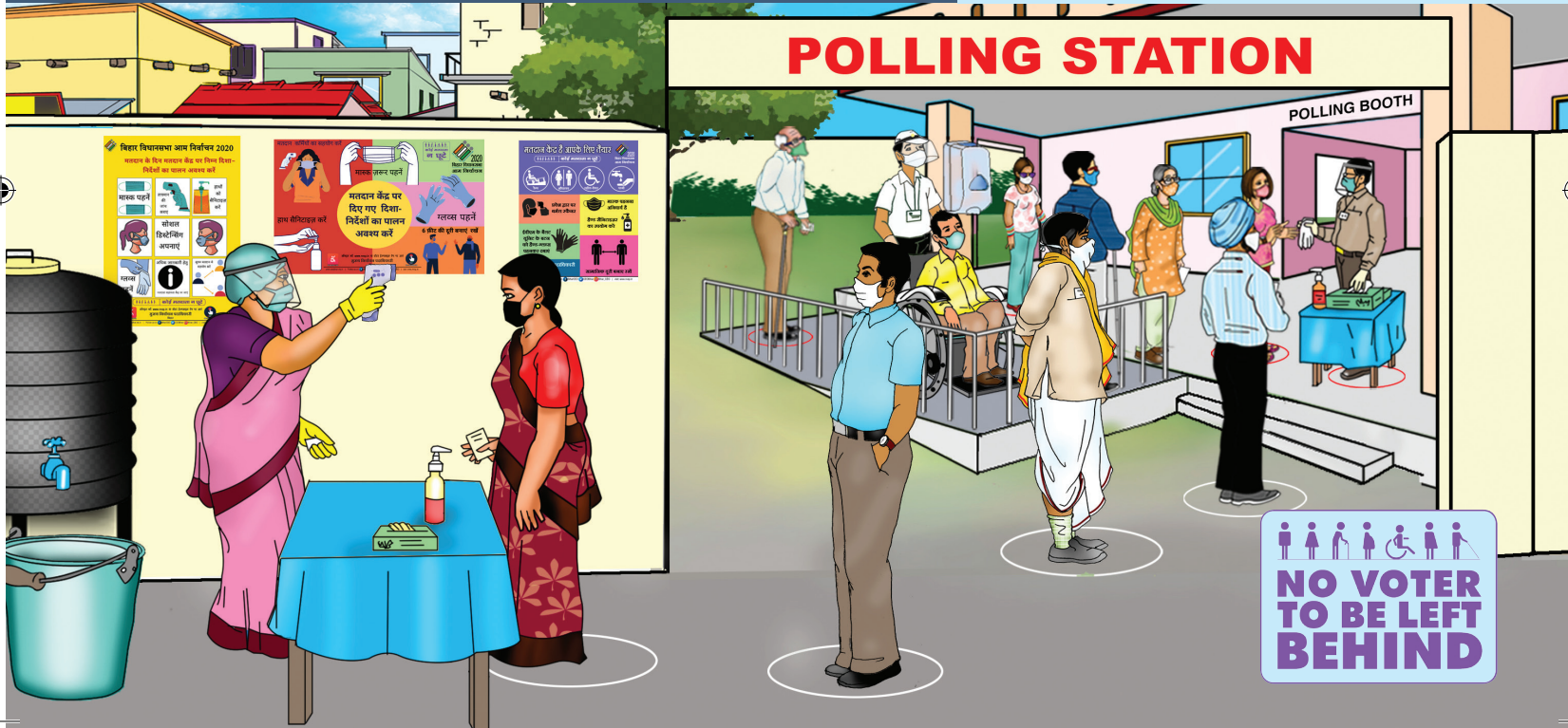
# VOTER GUIDE

Election Commission of India

Systematic Voters' Education & Electoral Participation (SVEEP)



TOWARDS A  
COVID-SAFE  
ELECTION



## POLLING STATION

POLLING BOOTH

NO VOTER  
TO BE LEFT  
BEHIND

## SAFE ELECTIONS DURING COVID-19

Masks, Face shields and Gloves



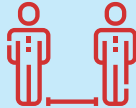
Thermal Scanning of all persons



Sanitizer, soap and water



Social distancing



Token system to avoid queues



Optional Postal Ballot facility



Following categories can fill form 12-D & avail the facility of voting through postal ballot:

1. Senior Citizen (Above 80 years of age) #
2. Persons with Disabilities (PwDs) marked in the Electoral Roll #
3. COVID-19 Positive/Suspected persons##

On acceptance of Postal Ballot application, the elector only votes through Postal Ballot and cannot vote at the Polling Station on poll day

# BLO will visit the houses of the concerned electors and deliver Form 12-D to them. If elector opts for Postal Ballot, then the BLO will collect the filled-in Form 12-D from the house of the elector within 5 days of the notification and deposit it with the Returning Officer

## Electors under home/institutional quarantine can submit Form 12-D to their Returning Officer within 5 days of election notification. Form should be accompanied by quarantine certificate from competent authority (State Government appointed)



Mandatory sanitization of Polling Station

Fewer electors will be allotted per Polling Station and poll timings extended by one hour.

7am to 6pm\*

<1000 electors

\* LWE affected areas have different timing

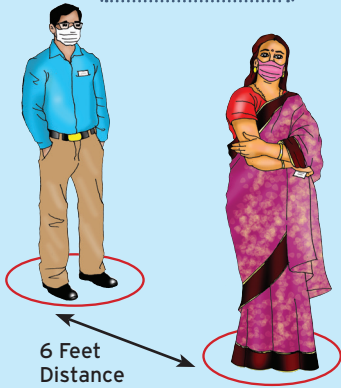
1

Remember: Mask, Sanitiser, Social Distancing



# ON POLL DAY

Holiday is declared on the day of poll



Locate your polling station at:

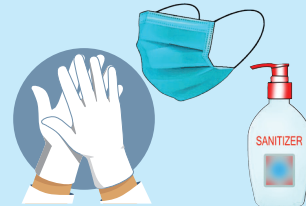
- [voterportal.eci.gov.in](http://voterportal.eci.gov.in)
- SMS to 1950:  
**ECIPS <space> <EPIC No>**
- **Voter Helpline App**



Carry anyone of the approved Identity Card and Voter slip\* to Polling Station

## POLL DAY SAFETY GUIDELINES

If temperature is above set norms in two readings, then the elector will be given token/certificate to come and vote at last hour of poll, adhering to COVID-19 preventive measures.



Wear your mask, gloves and sanitize your hands

\* Voter slip can be generated using Voter Helpline App



No Gadgets



**NO VOTER TO BE LEFT BEHIND**

# CASTING YOUR VALUABLE VOTE



Voter stands in queue maintaining physical distance

6 Feet

Glove will be provided to the voter

1<sup>st</sup> Polling officer checks your name on voter list and your ID proof. Voter to lower facemask for identification





2<sup>nd</sup> Polling officer marks finger nail with indelible ink, gives a slip and takes your signature

3<sup>rd</sup> Polling officer takes the slip and checks the mark on your finger nail

6 Feet

Voter presses button against chosen candidate to vote on the Electronic Voting Machine (EVM); a red light glows with a beep sound. Voter can check the printed paper slip through glass on VVPAT window




None Of The Above (NOTA) available as the last option



# VOTING DURING LAST HOUR OF POLL

Single voter inside Polling Station wearing PPE kit



After voting on EVM-VVPAT, voter disposes the used glove in a dustbin and sanitizes hands before exit from Polling Station




Electors with COVID-19 related symptoms will vote in the last hour of poll. Everyone in the Polling Booth will be provided PPE kits for their safety.



**NO VOTER TO BE LEFT BEHIND**

# HOW TO CAST YOUR VOTE USING EVM - VVPAT

1



**ENTER THE BOOTH**  
The Presiding Officer will enable the ballot Unit while you enter the polling compartment

2




**CAST YOUR VOTE**  
Press the Blue Button on the Ballot Unit against the name / symbol of candidate of your choice



The slip will be visible through the glass for about 7 seconds. Printed slip will not be given to voter



3



**SEE THE LIGHT**  
The red light against the name / symbol of candidate chosen will glow

4



**VERIFY YOUR VOTE**  
The VVPAT will display a ballot slip containing Serial Number, Name and Symbol of the chosen Candidate


**NOTE:**  
If you do not see the ballot slip and hear the loud beep contact the Presiding officer

5 Remember: Mask, Sanitiser, Social Distancing



# IMPORTANT INFORMATION FOR VOTERS

➔ Search your name on voter list:



- Visit Website: [voterportal.eci.gov.in](http://voterportal.eci.gov.in)  
[ceo.\\_\\_\\_\\_\\_.nic.in](http://ceo._____.nic.in)
- SMS to 1950: **ECI <space> <EPIC No>**
- Use **Voter Helpline App**


To vote you should have your name in the voter list.

➔ Check list of contesting candidates:

- Use **Voter Helpline App**

➔ For Postal Ballot Facility:

- Call **1950**
- Contact **BLO**



➔ Any election related query:

Call Helpline  
**1950**



➔ Locate your polling station:

- Visit [voterportal.eci.gov.in](http://voterportal.eci.gov.in)
- SMS to 1950: **ECIPS <space> <EPIC No>**
- Use **Voter Helpline App**

➔ Know Your BLO:

- Name of BLO :  
**XXXXXXXXXXXXXXXXXXXX**
- Contact No of BLO :  
**XXXXXXXXXXXXXXXXXXXX**
- SMS to 1950:  
**ECICONTACT <space> <EPIC No>**



**NO VOTER TO BE LEFT BEHIND**

## APPROVED IDENTITY DOCUMENTS

**Voter ID Card (EPIC)**

**Aadhar Card**

**MNREGA Job Card**

**PAN Card**

**Passbook**

Issued by Bank/Post Office with photo

**Health Insurance Smart Card**

Issued under the scheme of Ministry of Labour

**Driving License**

**Passport**

**Service Identity Card**

With photograph issued to employees by Central/State Govt./PSUs/ Public Limited Companies

**Smart Card**

Issued by RGI under NPR

**Pension Document**

With photo

**Official Identity Card**

Issued to MPs/MLAs/MLCs

## FACILITIES FOR PWDs & SENIOR CITIZENS

**ALWAYS WEAR MASK**



Ramp & Wheel Chair



Transport Facility for PwDs

EVM with Braille



Voter Assistance Booth

Sign Language



Signage

Special Volunteers



Priority Access to PwDs and Senior Citizens

### Other facilities at Polling Station

- Separate Queues
- Drinking water
- First Aid
- Waiting Shed
- Toilet

Register Online or Verify your details at [www.nvsp.in](http://www.nvsp.in)

@ECISVEEP

@ECISVEEP

FB.com/ECI

Youtube.com/ECI



**1950** Voter Helpline

Install Voter Helpline App

Install PwD App